



# In the footsteps of Sir Douglas Mawson Gallery

## Primary Years



**Government of South Australia**  
Department of Education and  
Children's Services

This Outreach Education Program for schools is made possible by the partnership between the South Australian Museum and the Department of Education and Children's Services. Outreach Education is a team of seconded teachers who are based in public institutions.

© Department of Education and  
Children's Services and SA Museum

This work may be reproduced by South Australian teachers for use with their students. For all other uses contact the S.A. Museum Education Service.

Authors: Chris Nobbs and Simon Langsford



## South Australian Museum Education Program

Phone: (08) 8207 7429 • Fax (08) 8207 7430 • Email: [education@samuseum.sa.gov.au](mailto:education@samuseum.sa.gov.au) • Web: [www.samuseum.sa.gov.au](http://www.samuseum.sa.gov.au)

## Activity page

### Mawson's work

Write down six things you can learn about Sir Douglas Mawson and his work from this gallery.



- (1) \_\_\_\_\_
- (2) \_\_\_\_\_
- (3) \_\_\_\_\_
- (4) \_\_\_\_\_
- (5) \_\_\_\_\_
- (6) \_\_\_\_\_

Select one of the computer stations. What did it explain?

---

---

Find two photographs that show something about the work that Mawson did.

For each photo write what it shows.

*Photo 1*



*Photo 2*



### Look near the entrance

What do the following stand for?

\* BAE \_\_\_\_\_

\* AAE \_\_\_\_\_

\* BANZARE \_\_\_\_\_

## Activity page

### Geology

#### *Look along the western wall*

Mawson was a geologist. He studied rocks. Some rocks could tell him about what happened in the past.

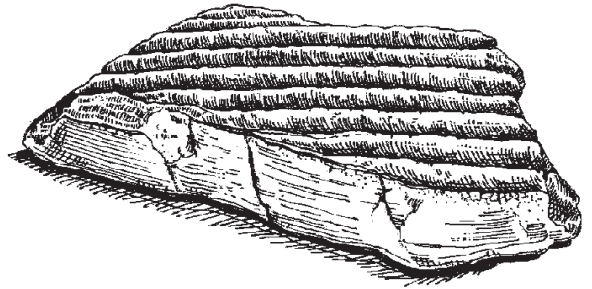
Find the ripple stone.

What does it tell about the past?

---

---

---



Choose another rock that tells you about the past.

What is it called? \_\_\_\_\_

What does it tell you?

---

---

---

Rocks under great pressure sometimes bend causing a fold. Sometimes they break causing a fault. Find the computer with *Try your hand at what Mawson did.* (Look along the eastern wall.)

Draw the layers that show a fold.

Draw the layers that show a fault.

## Glaciers

What is a glacier?

---

Mawson found rocks which showed that parts of South Australia had once been covered by glaciers.

Describe two of the rocks that Mawson found which showed where a glacier had been.

---

---

---

---

---

*Find the computer in the Weather section (on the eastern side of the hut).*

What can cause the sea levels to rise and flood land once high and dry?

---

---

---

---

---

What can cause the sea levels to drop, exposing parts previously covered by water?

---

---

---

---

---

## Activity page



### Antarctic **animals**

*Look on the northern wall where the animals are displayed.*

Mawson's expeditions studied many animals.  
The birds included albatrosses and penguins..

Complete the table below by describing the features that:

- only albatrosses have
- only penguins have
- are the same for both albatrosses and penguins.

Albatrosses only 	The same for both	 Penguins only

How do the features suit each animal to its way of life?

---



---



---

Name one of the ships that Mawson used to visit Antarctica.

---

How did the scientists catch animals from the ship?

---



---



### Living in **Antarctica**

*Look along the eastern wall.*

The invention of radio and the more recent invention of satellites have greatly changed communication between Antarctica and the rest of the world.

Mawson's first radio station could not send voices.

What did they use instead? \_\_\_\_\_

Fill in the table below to show what you think communication between Antarctica and the rest of the world would be like.

Early Antarctic exploration before radio communication	With Mawson's first radio communication	Modern times with satellite

Why was the sewing machine included in the tools that were taken to Antarctica?

---

---

---

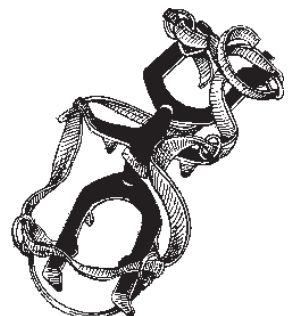
If you were designing better equipment for Mawson to use in Antarctica, what would you make?

---

---

---

---



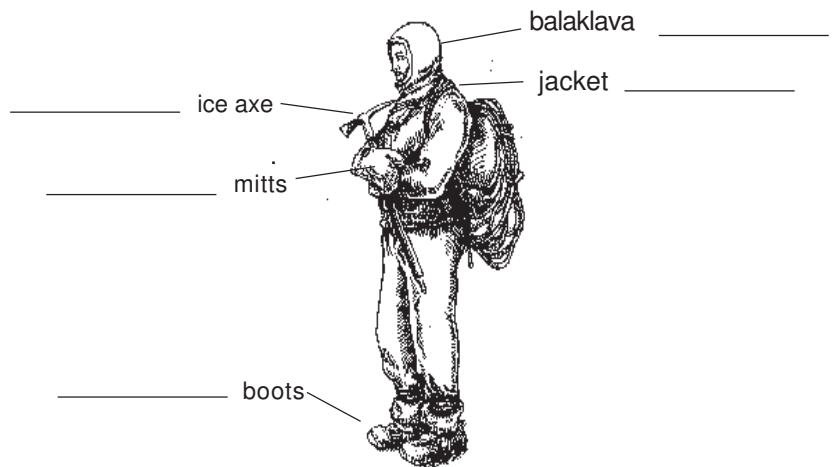

## Activity page

### Living in **Antarctica**

*Look at Mawson's hut to find these objects.*

Living in Antarctica needs special clothing and equipment.

On the drawing of an expeditioner below write what you think each item is made from and why it was used.



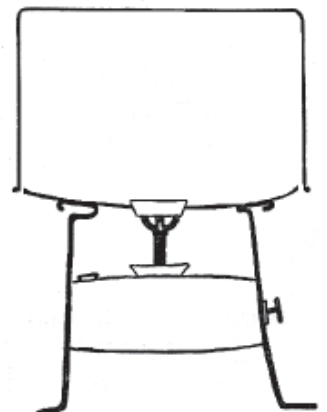
What are the differences between your clothes and the ones worn by the Antarctic expeditioners?

---

What was used to make sleeping bags on Mawson's expeditions?

---

The Nansen cooker looks like a large pot from the outside but it is more complicated inside. Draw on this picture to show what it looks like on the inside and describe how the cooker worked.



## Activity page

### Living in **Antarctica**

Find Mawson's half sledge.

Why did he cut his sledge in half?


---

What might Mawson have been saying to himself to survive after his friends died?

---

Look carefully at the materials that have been used to make this sledge.

Mark on the picture below what the different parts are made of.




### *Look in the section on Weather*

What numbers can you find that tell about the wind or the temperature in Antarctica?

---

---



### *Look in the section on photography.*

What types of cameras were taken to Antarctica by Mawson's expeditions?

---

---



## Activity page

### My summary of 'In the Footsteps of Sir Douglas **Mawson**'

Inventions, discoveries and world events affect everyone's lives. Mawson did most of his work in the first half of the 20th century.

Find four examples of each to fill in the table below.

How Mawson's life was <u>different</u> from life today.	How Mawson's life was the <u>same</u> as life today.

What were Mawson's important achievements?

**In Australia**




---



---



---

**In Antarctica**




---



---



---