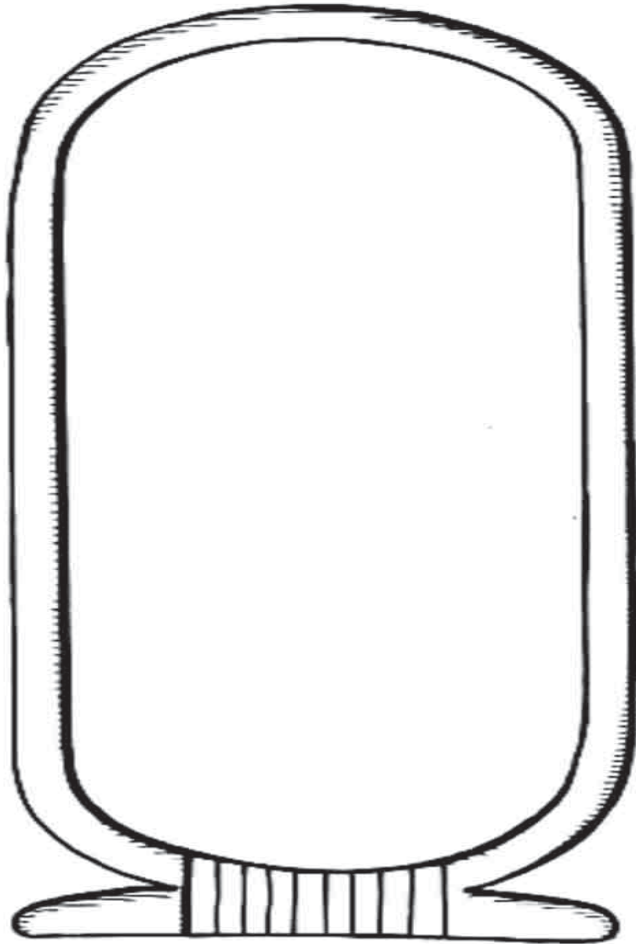


Egyptologist's notes

Record your extra discoveries here.



This Outreach Education Program for schools is made possible by the partnership between the South Australian Museum and the Department for Education and Child Development. Outreach Education is a team of DECD teachers who are based in public institutions.

© Department for Education and Child Development and the South Australian Museum

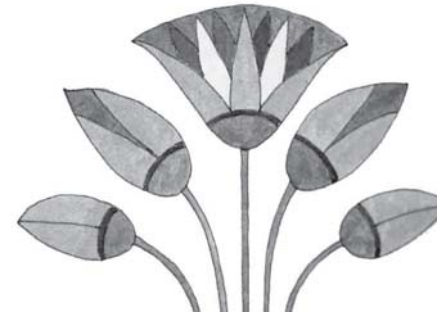
This work may be reproduced by South Australian teachers for use with their students. For all other uses contact the South Australian Museum Education Service.

Authors: Chris Nobbs and Simon Langsford Feb. 2004

South Australian Museum Education

Life and death in ancient Egypt

Student Guide



Name:




Government
of South Australia
Department for Education
and Child Development

Botanic Gardens
of ADELAIDE



South Australian Museum Education

Museum Entrance - Egyptian Column



Egyptologists have proved that this column is more than 3200 years old! It was once part of the Great Temple of Herishef built by Ramesses II.

Find the two engraved figures of Ramesses and two of the god Herishef. How can you tell the difference between the figures?


Describe some other evidence that proves this column is from ancient Egypt.

*In what way is the column like something you can find in the **Botanic Gardens**?*

Everyday Life in Ancient Egypt

Pottery uncovered by archaeologists in Egypt tells us a lot about everyday life in the past. Draw some examples of pottery on display. Use labels to explain how each pot might have been used.

Add your own labels to these images to explain pottery making in ancient Egypt.



Ancient Egypt Student Guide

9

Everyday Life in Ancient Egypt

Imagine you could travel back in time to ancient Egypt and could spend a day as an ancient Egyptian.

Using the items in the display cases and the wall paintings, describe how you would dress for your visit.

Use the items in the museum to help you make up a few notes about your experience as an ancient Egyptian. Record some information for a media report back at school. Use these topics as a guide:

How clothes were made:

Food and drink:

Types of work:



South Australian Museum Education

Ancient Egypt Student Guide

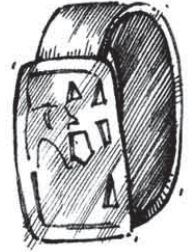
2

Egyptian Gallery - Trail Through the Tomb

Imagine you are entering an ancient Egyptian tomb.

Your task is to locate and list things on display which prove the ancient Egyptian people believed in life after death.

Evidence:





If you believed in an afterlife, what would you take with you?

Find the Shabti - Servants for Eternity. How could they help you in the afterlife?

South Australian Museum Education

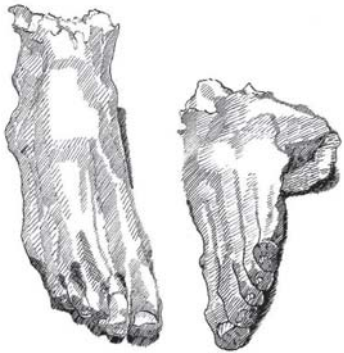
Trail Through the Tomb

Compare the mummies of the Nubian priest and Renpit Nefert. Find clues that show one person was rich and the other poor.



At the *Botanic Gardens* find the type of tree that Renpit Nefert's coffin was made from.

Mummified head, feet, and hands displayed at the museum!
Work with a friend to create your own newspaper headline about how they were discovered and then ended up in the museum.




Back at school write a short story to go under your headline. Don't forget to mention the ring on the hand in your story.

The Rosetta Stone


The real Rosetta Stone was discovered in Egypt by one of Napoleon's soldiers in 1799.

Explain why it became so famous.
(Check the labels)



Cartouche


Look for examples of Egyptian cartouches, (shapes drawn around someone's name.) Where would you use a cartouche if you lived in ancient Egypt?



Design your own name in this cartouche using the hieroglyphic alphabet on display. (You might find some letters are missing.)

The Invention of Writing

Search for this wall painting of Thoth, the ibis-headed god. Egyptians thought he invented hieroglyphics. Draw the missing object in this drawing.



What do you think Thoth used it for?

Hesy Ra was a scribe.



So he was taught to read and write.
(Not all Egyptians were taught this skill.)
Find his carved wooden figure on the wall panels. If you were an Egyptian scribe, what materials and equipment would you use for writing?

Mummification

Using the artefacts, specimens and labels on display, explain how the ancient Egyptians mummified people and animals.



Ask a friend if they think it is a good idea to display Egyptian mummies in the museum. Record their answer here.

If you believed in life after death, what new technologies could you use today to preserve your body and bring it back to life in the future?

*At the **Botanic Gardens**, find out what juniper berries look like and how they were used in ancient Egypt.*

Ancient Egypt Student Guide

5

More Than 2000 Gods!

Identify some Egyptian gods in paintings, statues and objects in the gallery. Choose two gods and draw their heads and shoulders in the boxes below.

God:

God:

What do they have in common? _____

Write your own labels to explain the wall painting below.



South Australian Museum Education

Ancient Egypt Student Guide

6

More Than 2000 Gods!

Egyptologists need your help in solving the mystery of why Nut the Sky Goddess was so important. She can be seen painted on the lid of Renpit Nefert's coffin and also on two walls.

Use the labels to help explain why she was an important goddess.

List some reasons why the ancient Egyptians worshipped Ra the Sun god.

Draw some amulets on display that might bring you good luck, long life and immortality.



South Australian Museum Education