



Government of South Australia
Department for Education and
Child Development



Australian Aboriginal Cultures Gallery - Level 1

Early Years - Activity Sheets



Principal Sponsor




This program for schools is made possible through the partnership between the Department for Education and Child Development and the South Australian Museum. It is part of Outreach Education, a team of DECD educators seconded to public organisations.

© Department for Education and Child Development and the South Australian Museum.

This work may be reproduced by South Australian teachers for use with their students. For all other uses contact the South Australian Museum Education Centre.

Authors: Chris Nobbs and Simon Langsford



South Australian Museum Education Program

Phone: (08) 8207 7429 • Fax (08) 8207 7430 • Email: Education@samuseum.sa.gov.au • Web: www.samuseum.sa.gov.au

Visiting the museum

Student expectations

We would like you, and all our visitors, to enjoy visiting the museum.

- Please stay with your group.
- Walk safely around the exhibitions.
- Share the space with other visitors.
- Talking is an important part of learning. Please remember to use a quiet voice.
- The museum glass cases can get dirty or scratched. Please enjoy looking without touching.
- Please use the stairs and avoid the lifts. (They are slow and are needed by people who can't use the stairs.)
- Help keep the museum clean. Please eat and drink outside on the lawns.



Visiting the museum

Teacher expectations

Bookings are essential for all school visits to the museum.

Please supervise your groups of learners at all times. If your visit involves visiting more than one gallery, divide your class into small supervised groups. Respect the needs of other classes that have booked particular galleries. **Parents must specifically consent to students under 18 participating in activities involving indirect supervision.**

When you arrive please let the staff at the front desk know. If the weather is fine, your students can enjoy the outside lawn area while they wait.

Do not use clipboards with metal backings and clips. For your convenience and for the safety of our exhibits, cardboard backings are available at the front desk.

The coffee shop and the museum shop do not cater for large groups. Small groups can visit, with adult supervision. Bags must not be taken into either shop.

Only students with special needs should use the lifts. (Many students visit the museum and using the lifts would cause excessive delays for people who really need them.)

Unfortunately the museum has limited capacity to store bags. A large crate or two for lunches is easier to keep secure.

Supervisors' bags must be left at the reception desk, or be inspected and tagged by the security officers.


Australian Aboriginal Cultures Gallery

Early Years First Floor

PLAY (south-west corner of gallery)

Spinning and Throwing Toys

Look at the film of Aboriginal children playing.
Some of their toys are on display.



See if you can find balls used by Aboriginal children for throwing games. What are they made from?

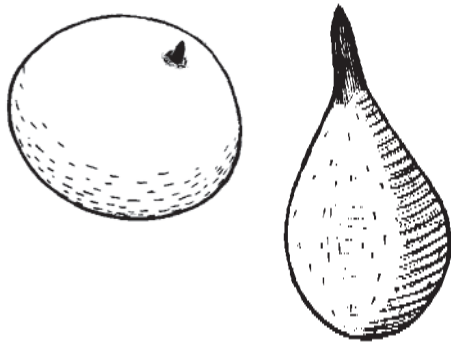
Grass or emu feathers or possum fur string?

(Circle your answers)



Aboriginal people enjoyed playing with these toys.

Look for them in the display.



These toys have sharp points.

Were they used for.....

throwing or spinning?

(Circle your answer)

Playing House

Find this toy *wiltja* or shelter made by Pitjantjatjara children.
Imagine you are living in the hot dry desert.

A *wiltja* will protect you from the ...

sun or wind or snow?

(Circle your answer)



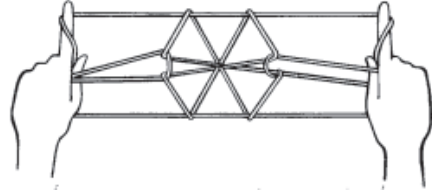
Australian Aboriginal Cultures Gallery

Early Years First Floor

String Games

Have you ever played a string game or cat's cradle?

Yes or No (Circle your answer)

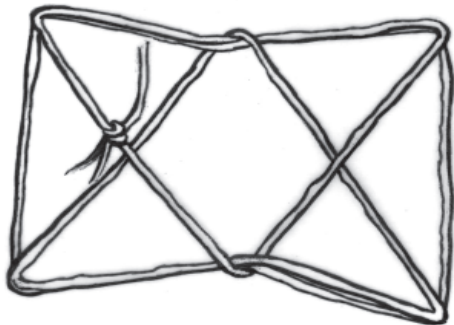


See if you can find these string games played by Aboriginal children.

Write down the name for each game below.



Made by Elvida.

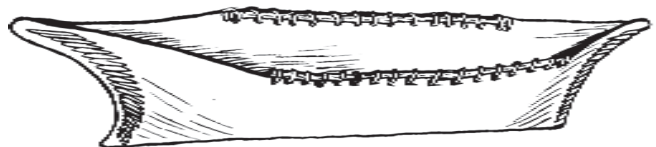


Made with hair-string by Elsie.

Toy Canoes

Look out for the film showing Aboriginal children playing with toy canoes at the beach.

Find this toy canoe on display.



What is it made from? _____

When it floats on the sea, what stops water leaking in?

Australian Aboriginal Cultures Gallery

Early Years First Floor

Hunting Games

The Pitjantjatjara boys had fun playing hunting games.

They practised hunting animals by throwing spears at a special target rolled along the ground.

Find one of their targets on display.
What is it made from?

stone tree bark grass

(Circle your answer)

Draw a spear stuck in one of these targets.

Find some hunting toys in the display that will fly.
Try drawing them here.



Roller Toys

Find this *trucka trucka* or roller toy.
Aboriginal children *pushed* or *pulled* these toys around.

What does it remind you of?

A lawn mower a toy car or a bicycle?

(Circle your answer)



Australian Aboriginal Cultures Gallery

Early Years First Floor

Bark Paintings *(Please do not touch the paintings)*

Some Aboriginal artists paint their Dreaming Ancestors on bark.

Find the wall with bark paintings.

Look for the paintings of these Dreaming Ancestors:

- A spirit person
- Rainbow serpent
- A bird



Tick them when you find them.

Choose your favourite painting.

What do you like about it?

Circle the colours they used in your painting.

blue red yellow green brown

Look for a painting of an animal.



What is its name?

Do you think this animal is...

soft or prickly or scaly?

(Circle your answer)

Australian Aboriginal Cultures Gallery

Early Years First Floor

Dreaming story - Tiwi Islands

The Tiwi people live on Bathurst and Melville Islands in northern Australia. The magical man Purrukupali is a Tiwi Dreaming Ancestor.

Look for this wooden statue of Purrukaparli.

Circle the colours painted on Purrukaparli's body.

Red green yellow blue

Draw something Purrukaparli is wearing.



Tiwi decorations

Find these decorations worn by Tiwi people in their Pukumani ceremonies.



On which part of the body was it worn?

I think it was made from _____

On which part of the body was it worn?

I think it was made from _____



Australian Aboriginal Cultures Gallery

Early Years First Floor

Tindale Masks


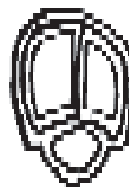
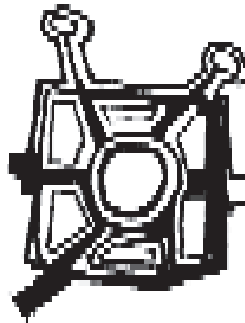

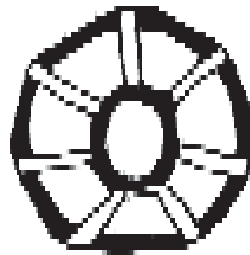
Look for the tin masks hanging on the wall.

Some Aboriginal people from the desert country in north Western Australia made these tin masks to cover their faces. They wore them in a special ceremony.

Try drawing your own mask shapes. Give them a name.

Name: _____

Name: _____



Try making them out of cardboard back at school and paint them.

Australian Aboriginal Cultures Gallery

Early Years First Floor

Dot paintings

Sit down in front of the dot paintings made by Aboriginal artists.

Look at the different shapes.
How do you think they painted them?

Look for human or animal footprints in the paintings. Try drawing the shape of some Dreaming Ancestors' footprints.

- an animal
- a person

Name all of the colours you can see in the painting.

Which animals make tracks like these?

